

WMCA Revolving Investment Fund (RIF)

Dashboard as at 1st July 2020

Public information

Contents

Page 1 - Investments committed

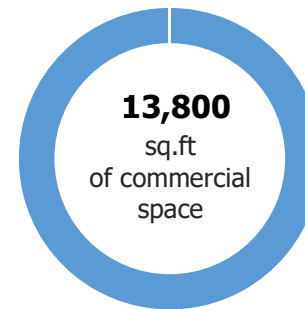
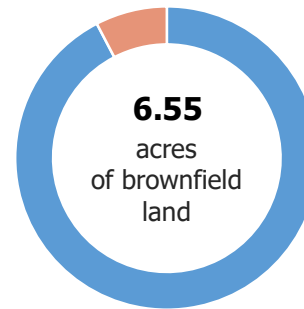
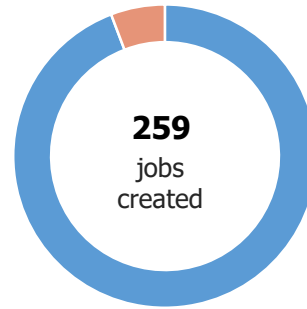
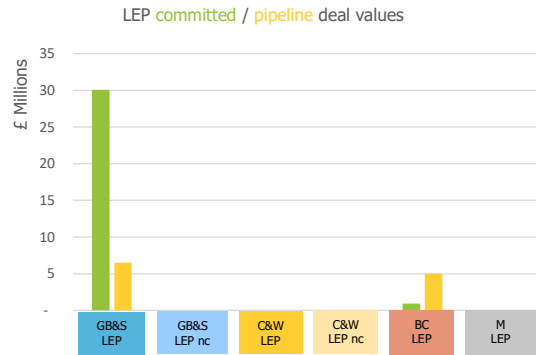
Page 2 - Dashboard

WMCA RIF - Investments committed and completed funds

Ref	Opportunity Name	Industry	Jobs Created	Brownfield Land - Acres	Homes Created	Com. Space - sq ft	Business Rates	Local Authority	Loan Amount	Drawn Amount
CD3	Complex Development Projects Ltd. - Carver Street	Residential	72	0.22	30	0	0	Birmingham CC	£4,220,000	£250,000
US2	Urban Splash Homes - Port Loop	Residential	0	3	308	0	0	Birmingham CC	£10,000,000	£3,434,625
PH1	Parkes Homes	Residential	15	0.5	10	0	0	Dudley Metropolitan Borough Council	£902,812	£13,278
RD1	Rainier Developments - Tenby St	Residential	2	0.33	42	13800	tbc	Birmingham CC	£6,950,000	£0

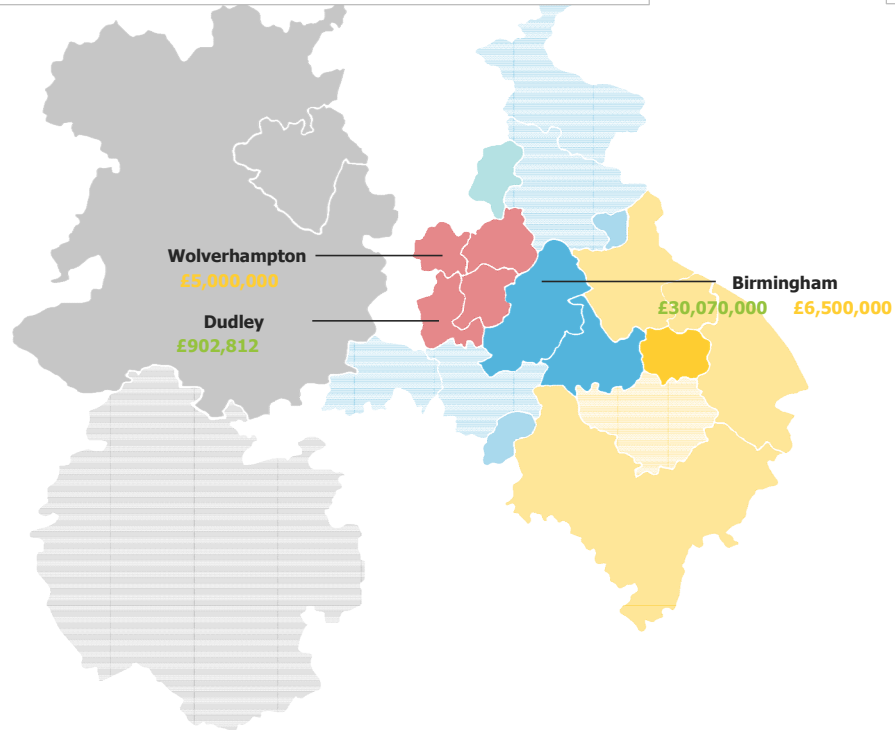
	Jobs Created	Brownfield Land - Acres	Homes Created	Commercial Space - sq ft	Business Rates		Loan Amount	Drawn Amount
						Total Committed		
Live outputs committed	89	4.05	390	13800	0		£22,072,812	£3,697,903

WMCA RIF - Dashboard of deal values and total diagrams



£0
business
rates

Geography of committed deal values - committed / pipeline



Geography of committed deals

